



PUSH-BUTTONS, SIGNALLING LAMPS

Ø22



**PUSH-BUTTONS WITH CLIP**
**Type of head:**

V: Returning  
R: Locking

V: Illuminated  
N: Non illuminated

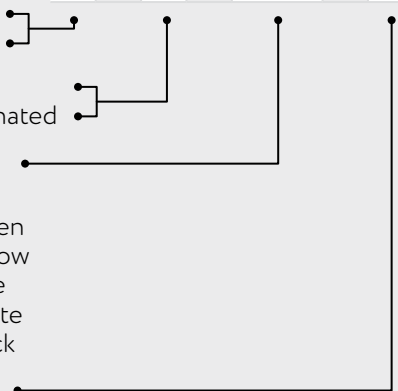
**Versions of head:**

P: Red  
Z: Green  
S: Yellow  
K: Blue  
FEH: White  
FEK: Black

**Symbols of head:**

I: , O: , II: , Up: , Down: , without symbol:

V - V - FEK - O


**Type of head:**

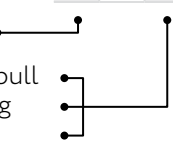
G: Mushroom head

H: Return with push-pull

E: Return with turning

K: Return with key

G - H


**Type of head:**

F: Rotable

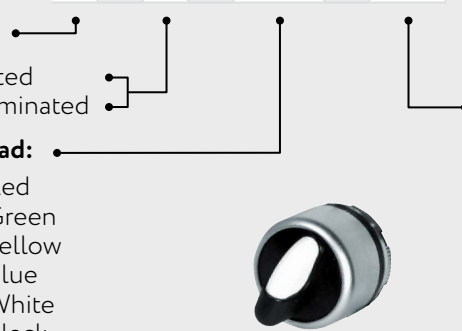
V: Illuminated

N: Non illuminated

**Versions of head:**

P: Red  
Z: Green  
S: Yellow  
K: Blue  
FEH: White  
FEK: Black

F - V - FEH - 102


**Type of head:**

Z: Lockable with key

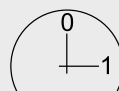
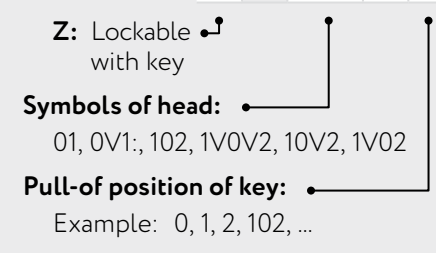
**Symbols of head:**

01, 0V1, 102, 1V0V2, 10V2, 1V02

**Pull-of position of key:**

Example: 0, 1, 2, 102, ...

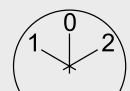
Z - 102 / #



01



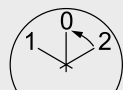
0V1



102



1V0V2



10V2



1V02

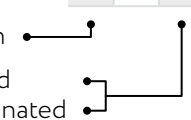
**Type of head:**

K: Twin touch

V: Illuminated

N: Non illuminated

K - V



K-N


**CONTACT BLOCKS**


K10 NO



K01 NC

A maximum of 3 contact blocks per one head.

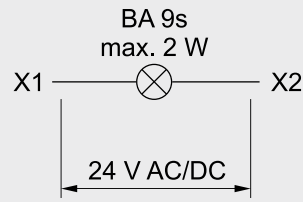
Connectable wires: 0,75 ... 2,5 mm<sup>2</sup>

Mountable in enclosure.

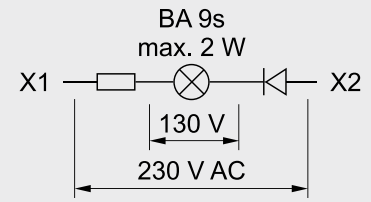
U <sub>e</sub> [V]	24	60	110	230	400
I <sub>e</sub> [A] AC-15	16	12	8	6	4,5
I <sub>e</sub> [A] DC-13	2	0,85	0,4	0,25	-

## SOCKETS

Direct: **FD**



With resistor: **F230**



## HEADS OF PUSH-BUTTON WITH CLIP



Red  
L-P



Green  
L-Z



Yellow  
L-S



Blue  
L-K



White  
L-FEH

## LED PILOT LAMPS

Illumination power: >60 cd/m<sup>2</sup> | Endurance: >30 000 hours | Consumption: <20 mA  
Vibration-proof | Degree of protection: IP 65

U<sub>e</sub>

230 V AC  
110 V AC  
48 V AC/DC  
24 V AC/DC



P230  
P110  
P48  
P24



Z230  
Z110  
Z48  
Z24



S230  
S110  
S48  
S24



K230  
K110  
K48  
K24



F230  
F110  
F48  
F24

## EMERGENCY STOP BUTTONS IN ENCLOSURE

Degree of protection: IP 65  
Diameter: 40 mm  
Contact: 1 NC



Return with turning:  
**TV-E**

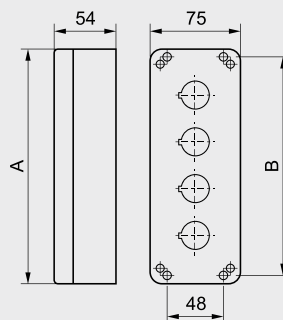


Return with push-pull:  
**TV-H**



Return with key:  
**TV-K**

## EMPTY ENCLOSURES



Degree of protection: IP 65  
Aperture of cables: 2 pcs M20

Number of holes	Sign	A	B
1	D1	75	63
2	D2	110	98
3	D3	145	133
4	D4	180	168
5	D5	215	203

## ACCESSORIES



Legeng plate  
**ES**



Silicone shroud  
IP 65  
**TB**



Twin silicone shroud  
**TB2**



Clip  
**CS**



**GANZ Switchgear and Appliance Manufacturing Ltd.**

Address: H-1101 Budapest, Kőbányai út 41/c  
Phone.: +36 (1) 261 1115 · Fax: +36 (1) 261-7670  
Web: [www.ganzkk.hu](http://www.ganzkk.hu)  
E-mail: [ganzkk@ganzkk.hu](mailto:ganzkk@ganzkk.hu)